

The Barton Glebe Woodland Burial Site is a very special environment. It is indeed a man-made environment but the aim is to create as natural a woodland as possible. All the trees are native not only to Britain, but to this very specific location.

The Glades in which the burials take place will eventually be grassy meadowlands amongst the woodland.


For these reasons, we do state that if you wish to plant anything at the site, **ONLY** native plants that are suitable for a meadow situation are allowed. These are low growing perennials or bulbs, and **NOT** larger shrubby plants that could be destroyed under the agricultural mower.

Native plants may sometimes appear less 'showy' than their commercially cultivated garden cousins, but they are generally tougher and so will fare better at the site, support a greater variety of insects, moths and butterflies and be more in keeping with a 'natural' environment. It is **important to remember that the site is neither a park nor garden and 'formal' gardening is not appropriate.**

Most garden centres have a good selection of native plants nowadays and there are even some nurseries that specialise in supplying native flora and many do so by post.

Many seed companies produce packets of wild flower seed that will also be available at the garden centre. (See 'The R.H.S. Plant Finder' published yearly by Dorling Kindersley for invaluable information regarding stockists.)

Please check with us if you are unsure whether anything you want to plant is suitable or not, and also if you need any further advice.



THE ARBORY TRUST

Address for all correspondence:

The Arbory Trust
Bishop Woodford House
Barton Road
ELY
Cambridgeshire
CB7 4DX

Telephone: 01223 303874
Website: www.arborytrust.org

The Arbory Trust is a company limited by guarantee.
Registered office as above.
Registered in England No. 3788484 Charity No. 1079635

The Arbory Trust

Woodland Burial Ground
Barton
Cambridge

Wild Flower Planting Guide 2010



www.arborytrust.org



THE ARBORY TRUST

SUITABLE PLANTS FOR BARTON GLEBE.

The following list is a selection of some commonly available native plants. Please select plants by their Latin botanical name wherever possible to ensure accuracy.



Bluebell - *Hyacinthoides non-scripta*

Common dog violet - *Viola riviniana*



Cowslip - *Primula veris*

Daffodil - *Narcissus pseudonarcissus*



Daisy - *Bellis perennis*

Field Forget-me-Not - *Myosotis arvensis*



Field Scabious - *Knautia arvensis*

Foxglove - *Digitalis purpurea*



Harebell - *Campanula rotundifolia*



Herb-Robert - *Geranium robertianum*

Lady's mantle - *Alchemilla xanthochlora*



Lily of the Valley - *Convallaria majalis*

Lesser celandine - *Ranunculus nemorosa*



Meadow buttercup -
Ranunculus ficaria

Meadow Crane's Bill -

Geranium pratense



Ox-eye daisy - *Leucantherum vulgare*

Pasque flower - *Pulsatilla vulgaris*



Primrose - *Primula vulgaris*

Ragged -Robin - *Lychnis flos-cuculi*

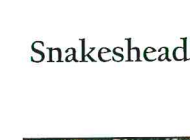


Red campion - *Silene dioica*

Red clover - *Trifolium pratense*



Scarlet Pimpernel - *Anagallis arvensis*



Snakeshead fritillary -
Fritillaria meleagris



Snowdrop - *Galanthus nivalis*



Soloman's Seal -
Polygonatum multiflorum



Sweet violet - *Viola odorata*




Teasel - *Dipsacus fullonum*



White clover - *Trifolium repens*



Wild marjoram - *Origanum vulgare*



Wild Thyme - *Thymus polytrichus*